

CAPE MAY COUNTY DEPARTMENT OF HEALTH

6 Moore Road
Cape May Court House, N.J. 08210-1601
(609) 463-6690
Fax: (609) 463-6580



Cape May County Communicable Disease Update: January – December 2012¹

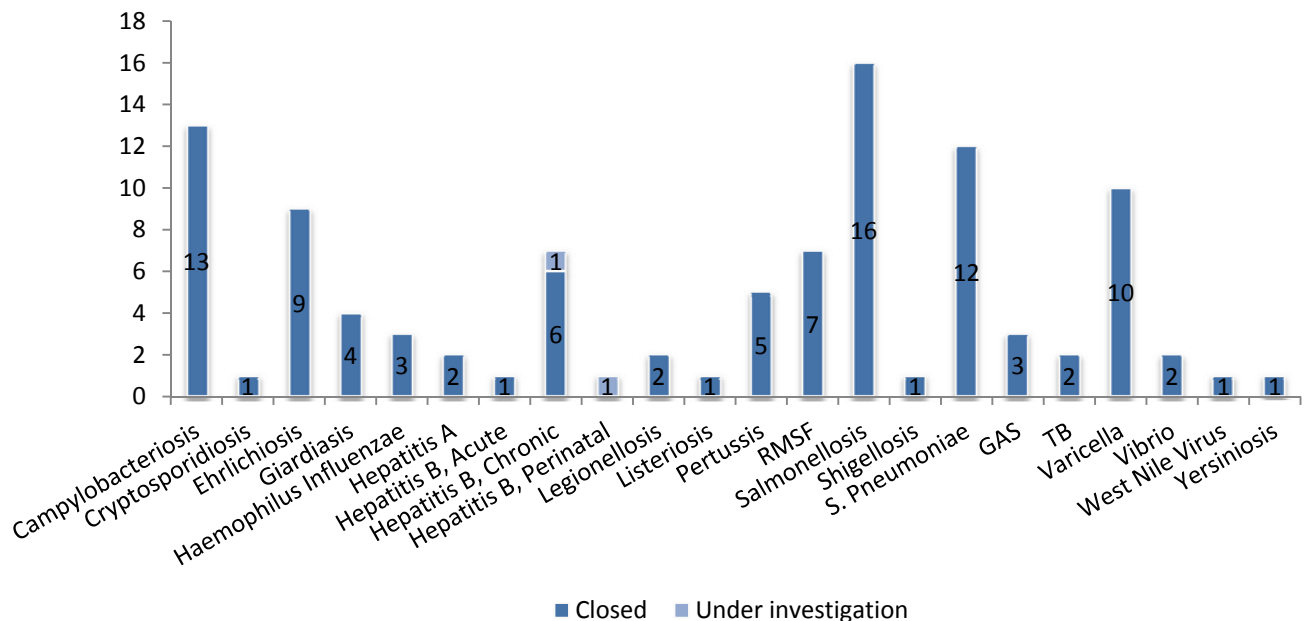
Table 1: Communicable Disease Activity Level	2012	2011	2010	2009	2008
Number of communicable disease reports	810	815	505	608	584
Number of communicable disease cases ²	428 (53%)	429 (53%)	293 (58%)	346 (57%)	345 (59%)
Number of reported disease outbreaks	7	2	9	6	4

The number of communicable disease reports received in 2012 (810) was consistent with 2011. In 2011, sexually-transmitted diseases were included in the report, which explains the increase over 2010.

There were 428 communicable disease cases (reports that are investigated and determined to meet public health case definition) in 2012. Both the number of cases and the percentage of reports that were classified as cases were consistent with 2011. The number of reported outbreaks increased, with 7 reports received in 2012, as compared with 2 reports in 2011. Five outbreaks were reported from long-term care facilities and two from schools.

In 2012 increases were seen in certain vector-borne illnesses (Ehrlichiosis, Lyme disease, Rocky Mountain Spotted Fever, West Nile virus), gastrointestinal illness (Campylobacter, Hepatitis A), vaccine-preventable diseases (H. influenzae, Pertussis, Varicella), and STDs (Gonorrhea, Syphilis). There were decreased cases of Babesiosis, Cryptosporidium, Giardiasis Hepatitis B, Hepatitis C, Salmonella, S. Pneumoniae, and Tuberculosis.

Figure 1: Number of Cases by Disease, Excluding STDs, Hepatitis C, and Lyme (see Figure 2, 3a), 2012



¹ CDRSS data accessed on 04/24/12

² Includes 5 reports still under investigation that may not be confirmed cases. All numbers are preliminary until closed by NJDOH.

Figure 2: Number of Selected Reported STD Cases by Disease and Sex, 2008-2012
 (* <7 cases of Syphilis reported each year)

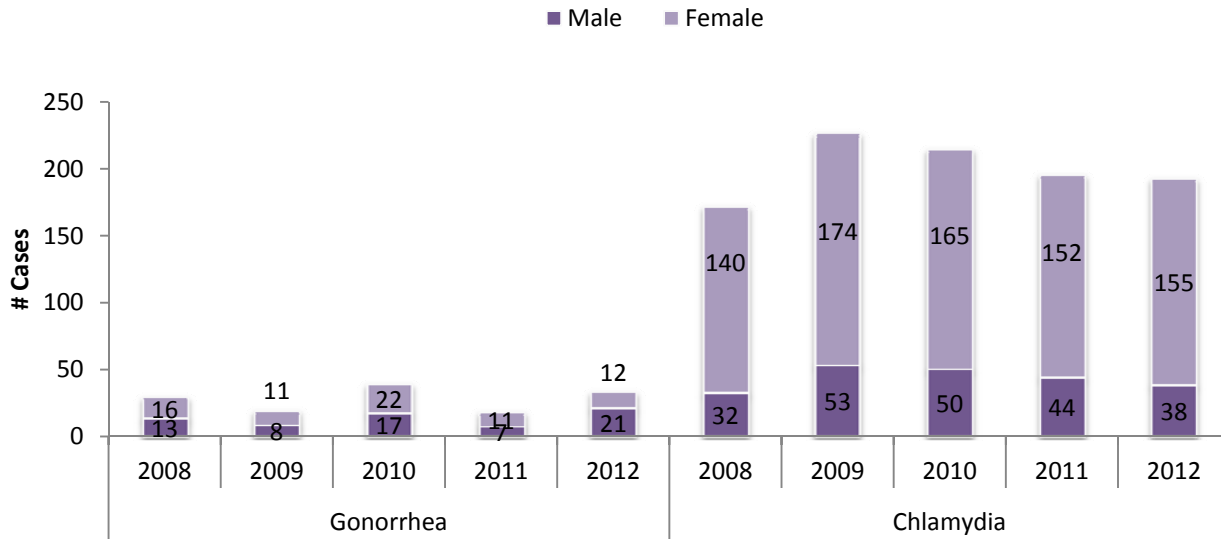
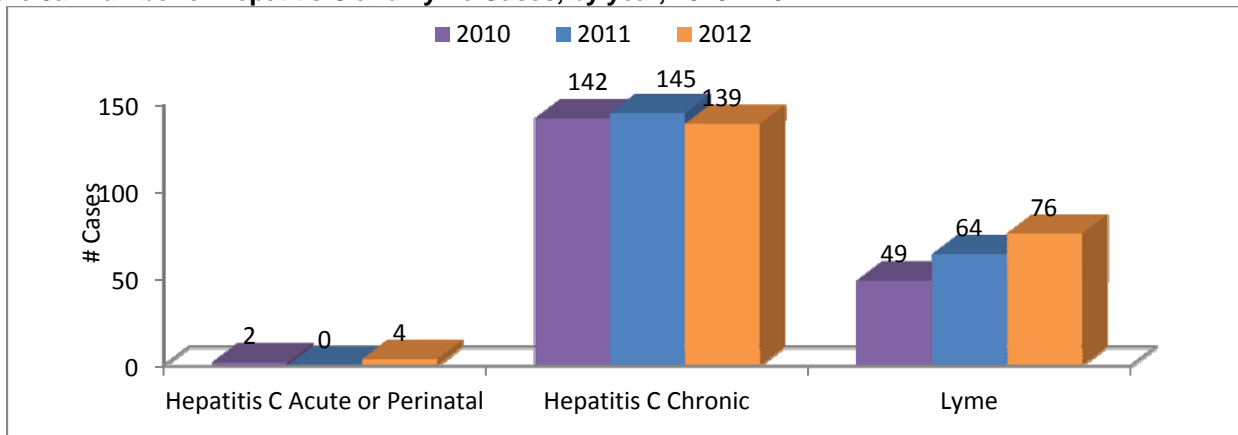


Table 2: Reported Disease Outbreaks, 2012

Description	Setting	Initial Onset	Notes
Lice	Long-Term Care	2/1/12	5 cases; limited spread
Norovirus	School	12/31/2011	21 ill; laboratory confirmed
Upper Respiratory	Long-Term Care	7/28/2012	29 ill; mild URI
Scabies	Long-Term Care	9/21/2012	3 ill; entire facility treated
Influenza	Long-Term Care	9/23/2012	1 laboratory case; no spread
GI	School	10/7/2012	10 ill; clinically compatible norovirus; no testing performed
Norovirus	Long-Term Care	12/27/2012	123 ill; laboratory confirmed

Figure 3a: Number of Hepatitis C and Lyme Cases, by year, 2010 – 2012



Additional information on communicable disease can be requested through:

Kim Cervantes, MA, MPH, CIC
 Epidemiologist, Cape May County Department of Health
 Tel: 463-6690; Fax: 463-6580
 E-mail: kcervantes@co.cape-may.nj.us

Figure 3b: Number of Cases, by Disease and Year, 2010 – 2012 (See figure 3a for Hepatitis C and Lyme)

